


# JEFFERSON COUNTY BOARD OF ELECTIONS

175 Arsenal St., 1st Floor  
Watertown, NY 13601  
Phone: (315) 785-3027  
[votejefferson.com](http://votejefferson.com)

Democratic Commissioner  
**Michelle R. LaFave**  
[mlafave@co.jefferson.ny.us](mailto:mlafave@co.jefferson.ny.us)

Deputy Commissioner  
**Deborah L. Matthews**  
[dmatthews@co.jefferson.ny.us](mailto:dmatthews@co.jefferson.ny.us)



Republican Commissioner  
**Jude R. Seymour**  
[iseymour@co.jefferson.ny.us](mailto:iseymour@co.jefferson.ny.us)

Deputy Commissioner  
**Margaret E. Meier**  
[mmeier@co.jefferson.ny.us](mailto:mmeier@co.jefferson.ny.us)

## Statement of the County Board of Canvassers of the County of Jefferson in relation to the votes cast in the 2023 General Election, November 7, 2023

The County Board of Canvassers of the County of Jefferson having met at the Jefferson County Board of Elections, 175 Arsenal St., Watertown on Nov. 21, 2023, to canvass the votes given in the several Election Districts of said County, at the 2023 General Election held on the 07 day of November in the year aforesaid, do certify as follows:

That it appears on such canvass that the whole number of votes given for candidates for the office of State Supreme Court Justice, was twenty nine thousand, six hundred and two of which the candidates named below received the number of votes set opposite their respective names.

Jean Marie Westlake	Republican	received	8,229
Peter M. Rayhill	Republican	received	6,821
Bob Cohen	Working Families	received	2,796
Jean Marie Westlake	Conservative	received	1,778
Peter M. Rayhill	Conservative	received	1,655
		Blank	8,234
		Void	48
		Scattering (or Write-In)	41
		<b>Total Votes</b>	<b>29,602</b>
		<b>Total Ballots Cast</b>	<b>14,801</b>

That it appears on such canvass that the whole number of votes given for candidates for the office of Jefferson County District Attorney, was fourteen thousand, eight hundred and one of which the candidates named below received the number of votes set opposite their respective names.

Kristyna S. Mills	Republican	received	9,760
Kristyna S. Mills	Conservative	received	2,282
		Blank	2,722
		Void	1
		Scattering (or Write-In)	36
		<b>Total Votes</b>	<b>14,801</b>
		<b>Total Ballots Cast</b>	<b>14,801</b>

That it appears on such canvass that the whole number of votes given for candidates for the office of Jefferson County Treasurer, was fourteen thousand, eight hundred and one of which the candidates named below received the number of votes set opposite their respective names.

Dorena L. Kimball	Democratic	received	5,624
Brian S. Peck	Republican	received	6,357
Dorena L. Kimball	Working Families	received	952
Brian S. Peck	Conservative	received	1,072
	Blank		754
	Void		31
	Scattering (or Write-In)		11
	<b>Total Votes</b>		<b>14,801</b>
	<b>Total Ballots Cast</b>		<b>14,801</b>

That it appears on such canvass that the whole number of votes given for candidates for the office of District 1 County Legislator, was two thousand, one hundred and thirty nine of which the candidates named below received the number of votes set opposite their respective names.

Robert W. Cantwell III	Republican	received	1,671
	Blank		459
	Void		0
	Scattering (or Write-In)		9
	<b>Total Votes</b>		<b>2,139</b>
	<b>Total Ballots Cast</b>		<b>2,139</b>

That it appears on such canvass that the whole number of votes given for candidates for the office of District 2 County Legislator, was one thousand, two hundred and ninety one of which the candidates named below received the number of votes set opposite their respective names.

William W. Johnson	Republican	received	982
		Blank	301
		Void	0
		Scattering (or Write-In)	8
		Total Votes	1,291
		Total Ballots Cast	1,291

That it appears on such canvass that the whole number of votes given for candidates for the office of District 3 County Legislator, was one thousand, one hundred and sixty nine of which the candidates named below received the number of votes set opposite their respective names.

Philip N. Reed	Republican	received	961
		Blank	203
		Void	0
		Scattering (or Write-In)	5
		Total Votes	1,169
		Total Ballots Cast	1,169

That it appears on such canvass that the whole number of votes given for candidates for the office of District 4 County Legislator, was seven hundred and thirty seven of which the candidates named below received the number of votes set opposite their respective names.

Tina M. Bartlett Bearup	Republican	received	608
		Blank	126
		Void	0
		Scattering (or Write-In)	3
		Total Votes	737
		Total Ballots Cast	737

That it appears on such canvass that the whole number of votes given for candidates for the office of District 5 County Legislator, was three hundred and seventy three of which the candidates named below received the number of votes set opposite their respective names.

Michael A. Montigelli	Republican	received	300
		Blank	70
		Void	0
		Scattering (or Write-In)	3
		<b>Total Votes</b>	<b>373</b>
		<b>Total Ballots Cast</b>	<b>373</b>

That it appears on such canvass that the whole number of votes given for candidates for the office of District 6 County Legislator, was four hundred and five of which the candidates named below received the number of votes set opposite their respective names.

Daniel R. McBride	Republican	received	295
		Blank	110
		Void	0
		Scattering (or Write-In)	0
		<b>Total Votes</b>	<b>405</b>
		<b>Total Ballots Cast</b>	<b>405</b>

That it appears on such canvass that the whole number of votes given for candidates for the office of District 7 County Legislator, was six hundred and twenty two of which the candidates named below received the number of votes set opposite their respective names.

John D. Peck	Republican	received	414
John D. Peck	Conservative	received	96
		Blank	108
		Void	0
		Scattering (or Write-In)	4
		<b>Total Votes</b>	<b>622</b>
		<b>Total Ballots Cast</b>	<b>622</b>

That it appears on such canvass that the whole number of votes given for candidates for the office of District 8 County Legislator, was one hundred and eighty five of which the candidates named below received the number of votes set opposite their respective names.

Kollin J. Hardy	Democratic	received	51
James A. Nabywaniec	Republican	received	103
James A. Nabywaniec	Conservative	received	22
Kollin J. Hardy	Community Safe	received	4
		Blank	5
		Void	0
		Scattering (or Write-In)	0
		<b>Total Votes</b>	<b>185</b>
		<b>Total Ballots Cast</b>	<b>185</b>

That it appears on such canvass that the whole number of votes given for candidates for the office of District 9 County Legislator, was one thousand, seven hundred and thirty three of which the candidates named below received the number of votes set opposite their respective names.

Patrick R. Jareo	Republican	received	1,201
Matthew Burnham	Working Families	received	313
		Blank	207
		Void	2
		Scattering (or Write-In)	10
		<b>Total Votes</b>	<b>1,733</b>
		<b>Total Ballots Cast</b>	<b>1,733</b>

That it appears on such canvass that the whole number of votes given for candidates for the office of District 10 County Legislator, was one thousand, three hundred and forty three of which the candidates named below received the number of votes set opposite their respective names.

Christopher S. Boulio	Republican	received	703
		Blank	225
		Void	1
		Scattering (or Write-In)	414
		<b>Total Votes</b>	<b>1,343</b>
		<b>Total Ballots Cast</b>	<b>1,343</b>

That it appears on such canvass that the whole number of votes given for candidates for the office of District 11 County Legislator, was seven hundred and eighty four of which the candidates named below received the number of votes set opposite their respective names.

Robert D. Ferris	Republican	received	637
		Blank	141
		Void	0
		Scattering (or Write-In)	6
		<b>Total Votes</b>	<b>784</b>
		<b>Total Ballots Cast</b>	<b>784</b>

That it appears on such canvass that the whole number of votes given for candidates for the office of District 12 County Legislator, was one thousand, five hundred and thirty eight of which the candidates named below received the number of votes set opposite their respective names.

Frances A. Calarco	Republican	received	1,136
		Blank	385
		Void	1
		Scattering (or Write-In)	16
		<b>Total Votes</b>	<b>1,538</b>
		<b>Total Ballots Cast</b>	<b>1,538</b>

That it appears on such canvass that the whole number of votes given for candidates for the office of District 13 County Legislator, was one thousand and twenty six of which the candidates named below received the number of votes set opposite their respective names.

Steel E. Potter	Republican	received	669
		Blank	351
		Void	0
		Scattering (or Write-In)	6
		<b>Total Votes</b>	<b>1,026</b>
		<b>Total Ballots Cast</b>	<b>1,026</b>

That it appears on such canvass that the whole number of votes given for candidates for the office of District 14 County Legislator, was six hundred and fifteen of which the candidates named below received the number of votes set opposite their respective names.

Corey Y. Grant	Republican	received	453
		Blank	159
		Void	0
		Scattering (or Write-In)	3
		<b>Total Votes</b>	<b>615</b>
		<b>Total Ballots Cast</b>	<b>615</b>

That it appears on such canvass that the whole number of votes given for candidates for the office of District 15 County Legislator, was eight hundred and forty one of which the candidates named below received the number of votes set opposite their respective names.

Anthony J. Doldo	Republican	received	654
		Blank	184
		Void	1
		Scattering (or Write-In)	2
		<b>Total Votes</b>	<b>841</b>
		<b>Total Ballots Cast</b>	<b>841</b>



That it appears on such canvass that the whole number of votes given for candidates for the office of Watertown City Mayor, was three thousand, six hundred and thirty eight of which the candidates named below received the number of votes set opposite their respective names.

Lisa Ruggiero	Non Partisan	received	1,046
Sarah V. C. Pierce	Non Partisan	received	2,455
		Blank	108
		Void	8
		Scattering (or Write-In)	21
		<b>Total Votes</b>	<b>3,638</b>
		<b>Total Ballots Cast</b>	<b>3,638</b>

That it appears on such canvass that the whole number of votes given for candidates for the office of Watertown City Council, was seven thousand, two hundred and seventy six of which the candidates named below received the number of votes set opposite their respective names.

Ben Shoen	Non Partisan	received	1,983
Timothy J. Babcock	Non Partisan	received	966
Leonard Spaziani	Non Partisan	received	1,166
Robert O. Kimball	Non Partisan	received	2,158
		Blank	971
		Void	4
		Scattering (or Write-In)	28
		<b>Total Votes</b>	<b>7,276</b>
		<b>Total Ballots Cast</b>	<b>3,638</b>

That it appears on such canvass that the whole number of votes given for candidates for the office of Adams Town Supervisor, was eight hundred and twenty seven of which the candidates named below received the number of votes set opposite their respective names.

David W. Kellogg	Republican	received	682
		Blank	136
		Void	2
		Scattering (or Write-In)	7
		<b>Total Votes</b>	<b>827</b>
		<b>Total Ballots Cast</b>	<b>827</b>

That it appears on such canvass that the whole number of votes given for candidates for the office of Adams Town Clerk, was eight hundred and twenty seven of which the candidates named below received the number of votes set opposite their respective names.

Jennifer K. Russell	Republican	received	694
		Blank	130
		Void	0
		Scattering (or Write-In)	3
		<b>Total Votes</b>	<b>827</b>
		<b>Total Ballots Cast</b>	<b>827</b>

That it appears on such canvass that the whole number of votes given for candidates for the office of Adams Town Council, was one thousand, six hundred and fifty four of which the candidates named below received the number of votes set opposite their respective names.

Robert J. Storms	Republican	received	553
Catherine Behling	Republican	received	660
		Blank	434
		Void	2
		Scattering (or Write-In)	5
		<b>Total Votes</b>	<b>1,654</b>
		<b>Total Ballots Cast</b>	<b>827</b>

That it appears on such canvass that the whole number of votes given for candidates for the office of Adams Town Council (To Fill Vacancy), was one thousand, six hundred and fifty four of which the candidates named below received the number of votes set opposite their respective names.

Justin W. Elliott	Republican	received	658
Brett D. LaLone	Republican	received	582
		Blank	411
		Void	0
		Scattering (or Write-In)	3
		<b>Total Votes</b>	<b>1,654</b>
		<b>Total Ballots Cast</b>	<b>827</b>

That it appears on such canvass that the whole number of votes given for candidates for the office of Adams Town Highway Superintendent, was eight hundred and twenty seven of which the candidates named below received the number of votes set opposite their respective names.

Richard F. Walden	Republican	received	484
		Blank	104
		Void	1
		Scattering (or Write-In)	238
		<b>Total Votes</b>	<b>827</b>
		<b>Total Ballots Cast</b>	<b>827</b>

That it appears on such canvass that the whole number of votes given for candidates for the office of Adams Tax Collector, was eight hundred and twenty seven of which the candidates named below received the number of votes set opposite their respective names.

Todd Race	received	1
Bill Elliott	received	1
Lillian Bresee	received	1
Jennifer Russell	received	1
Cheryl Priest	received	1
Michael Zehr	received	1
Wayne Craig	received	1
Laura Stevens	received	1
Tom Smith	received	1
Jeremiah Maxon	received	1
Scatter	received	1
	Blank	816
	Void	0
	Scattering (or Write-In)	0
	<b>Total Votes</b>	<b>827</b>
	<b>Total Ballots Cast</b>	<b>827</b>

That it appears on such canvass that the whole number of votes given for candidates for the office of Alexandria Town Supervisor, was seven hundred and fifty of which the candidates named below received the number of votes set opposite their respective names.

Brent H. Sweet	Republican	received	584
		Blank	143
		Void	0
		Scattering (or Write-In)	23
		<b>Total Votes</b>	<b>750</b>
		<b>Total Ballots Cast</b>	<b>750</b>

That it appears on such canvass that the whole number of votes given for candidates for the office of Alexandria Town Clerk Tax Collector, was seven hundred and fifty of which the candidates named below received the number of votes set opposite their respective names.

Sandra M. Caputo	Republican	received	593
		Blank	143
		Void	0
		Scattering (or Write-In)	14
		<b>Total Votes</b>	<b>750</b>
		<b>Total Ballots Cast</b>	<b>750</b>

That it appears on such canvass that the whole number of votes given for candidates for the office of Alexandria Town Council, was one thousand, five hundred of which the candidates named below received the number of votes set opposite their respective names.

Timothy R. Davidson	Republican	received	550
Dale D. Hunneyman	Republican	received	558
		Blank	368
		Void	0
		Scattering (or Write-In)	24
		<b>Total Votes</b>	<b>1,500</b>
		<b>Total Ballots Cast</b>	<b>750</b>

That it appears on such canvass that the whole number of votes given for candidates for the office of Alexandria Town Justice, was seven hundred and fifty of which the candidates named below received the number of votes set opposite their respective names.

Richard L. Drake	Republican	received	573
		Blank	173
		Void	0
		Scattering (or Write-In)	4
		<b>Total Votes</b>	<b>750</b>
		<b>Total Ballots Cast</b>	<b>750</b>

That it appears on such canvass that the whole number of votes given for candidates for the office of Antwerp Town Supervisor, was two hundred and nine of which the candidates named below received the number of votes set opposite their respective names.

Elizabeth A. Lynch	Republican	received	143
		Blank	63
		Void	0
		Scattering (or Write-In)	3
		<b>Total Votes</b>	<b>209</b>
		<b>Total Ballots Cast</b>	<b>209</b>

That it appears on such canvass that the whole number of votes given for candidates for the office of Antwerp Town Clerk, was two hundred and nine of which the candidates named below received the number of votes set opposite their respective names.

Barbara J. Mitchell	Republican	received	165
		Blank	44
		Void	0
		Scattering (or Write-In)	0
		<b>Total Votes</b>	<b>209</b>
		<b>Total Ballots Cast</b>	<b>209</b>

That it appears on such canvass that the whole number of votes given for candidates for the office of Antwerp Town Council, was four hundred and eighteen of which the candidates named below received the number of votes set opposite their respective names.

Riley J. Filiatrault	Republican	received	152
Kenneth H. Bresett	Republican	received	148
		Blank	117
		Void	0
		Scattering (or Write-In)	1
		<b>Total Votes</b>	<b>418</b>
		<b>Total Ballots Cast</b>	<b>209</b>

That it appears on such canvass that the whole number of votes given for candidates for the office of Antwerp Town Highway Superintendent, was two hundred and nine of which the candidates named below received the number of votes set opposite their respective names.

Scott R. Canfield	Republican	received	173
		Blank	36
		Void	0
		Scattering (or Write-In)	0
		<b>Total Votes</b>	<b>209</b>
		<b>Total Ballots Cast</b>	<b>209</b>

That it appears on such canvass that the whole number of votes given for candidates for the office of Antwerp Town Tax Collector, was two hundred and nine of which the candidates named below received the number of votes set opposite their respective names.

Amy S. Cole	Republican	received	175
		Blank	34
		Void	0
		Scattering (or Write-In)	0
		<b>Total Votes</b>	<b>209</b>
		<b>Total Ballots Cast</b>	<b>209</b>

That it appears on such canvass that the whole number of votes given for candidates for the office of Brownville Town Supervisor, was seven hundred and sixteen of which the candidates named below received the number of votes set opposite their respective names.

Richard D. Lane	Republican	received	598
		Blank	116
		Void	0
		Scattering (or Write-In)	2
		<b>Total Votes</b>	<b>716</b>
		<b>Total Ballots Cast</b>	<b>716</b>

That it appears on such canvass that the whole number of votes given for candidates for the office of Brownville Town Clerk, was seven hundred and sixteen of which the candidates named below received the number of votes set opposite their respective names.

Kimberly S. Raymond	Republican	received	596
		Blank	119
		Void	0
		Scattering (or Write-In)	1
		<b>Total Votes</b>	<b>716</b>
		<b>Total Ballots Cast</b>	<b>716</b>

That it appears on such canvass that the whole number of votes given for candidates for the office of Brownville Town Council, was one thousand, four hundred and thirty two of which the candidates named below received the number of votes set opposite their respective names.

Richard W. Dodge	Republican	received	561
William B. Pickett	Republican	received	518
		Blank	350
		Void	0
		Scattering (or Write-In)	3
		<b>Total Votes</b>	<b>1,432</b>
		<b>Total Ballots Cast</b>	<b>716</b>

That it appears on such canvass that the whole number of votes given for candidates for the office of Brownville Town Justice, was seven hundred and sixteen of which the candidates named below received the number of votes set opposite their respective names.

Justin F. Brotherton	Republican	received	574
		Blank	141
		Void	0
		Scattering (or Write-In)	1
		<b>Total Votes</b>	<b>716</b>
		<b>Total Ballots Cast</b>	<b>716</b>



That it appears on such canvass that the whole number of votes given for candidates for the office of Brownville Town Highway Superintendent, was seven hundred and sixteen of which the candidates named below received the number of votes set opposite their respective names.

Roy J. Gilchrist	Republican	received	594
		Blank	121
		Void	0
		Scattering (or Write-In)	1
		<b>Total Votes</b>	<b>716</b>
		<b>Total Ballots Cast</b>	<b>716</b>

That it appears on such canvass that the whole number of votes given for candidates for the office of Brownville Town Tax Collector, was seven hundred and sixteen of which the candidates named below received the number of votes set opposite their respective names.

Brenda S. McConnell	Republican	received	604
		Blank	106
		Void	0
		Scattering (or Write-In)	6
		<b>Total Votes</b>	<b>716</b>
		<b>Total Ballots Cast</b>	<b>716</b>

That it appears on such canvass that the whole number of votes given for candidates for the office of Cape Vincent Town Supervisor, was nine hundred and forty five of which the candidates named below received the number of votes set opposite their respective names.

Paul F. Aubertine	Republican	received	728
		Blank	203
		Void	0
		Scattering (or Write-In)	14
		<b>Total Votes</b>	<b>945</b>
		<b>Total Ballots Cast</b>	<b>945</b>

That it appears on such canvass that the whole number of votes given for candidates for the office of Cape Vincent Town Council, was one thousand, eight hundred and ninety of which the candidates named below received the number of votes set opposite their respective names.

Daniel A. Wiley	Democratic	received	524
Timothy D. Maloney	Republican	received	584
Elizabeth A. Golden	Republican	received	506
		Blank	268
		Void	6
		Scattering (or Write-In)	2
		<b>Total Votes</b>	<b>1,890</b>
		<b>Total Ballots Cast</b>	<b>945</b>

That it appears on such canvass that the whole number of votes given for candidates for the office of Cape Vincent Town Justice, was nine hundred and forty five of which the candidates named below received the number of votes set opposite their respective names.

Kevin R. Denecke	Republican	received	647
		Blank	290
		Void	0
		Scattering (or Write-In)	8
		<b>Total Votes</b>	<b>945</b>
		<b>Total Ballots Cast</b>	<b>945</b>

That it appears on such canvass that the whole number of votes given for candidates for the office of Cape Vincent Town Highway Superintendent, was nine hundred and forty five of which the candidates named below received the number of votes set opposite their respective names.

Donald J. Mason	Democratic	received	345
Bill Pond		received	564
Dan Radley		received	1
Marty Mason		received	1
Paul Wood		received	1
		Blank	33
		Void	0
		Scattering (or Write-In)	0
		<b>Total Votes</b>	<b>945</b>
		<b>Total Ballots Cast</b>	<b>945</b>

That it appears on such canvass that the whole number of votes given for candidates for the office of Champion Town Council, was one thousand, two hundred and forty of which the candidates named below received the number of votes set opposite their respective names.

Sam Eddy	Democratic	received	226
William L. McMahon	Republican	received	300
Brian Sech	Republican	received	314
William L. McMahon	Conservative	received	51
Jonathan J. Schell	Champion Focused	received	188
		Blank	161
		Void	0
		Scattering (or Write-In)	0
		<b>Total Votes</b>	<b>1,240</b>
		<b>Total Ballots Cast</b>	<b>620</b>

That it appears on such canvass that the whole number of votes given for candidates for the office of Champion Town Justice, was six hundred and twenty of which the candidates named below received the number of votes set opposite their respective names.

Lydia L. Young	Republican	received	500
		Blank	117
		Void	0
		Scattering (or Write-In)	3
		<b>Total Votes</b>	<b>620</b>
		<b>Total Ballots Cast</b>	<b>620</b>

That it appears on such canvass that the whole number of votes given for candidates for the office of Clayton Town Supervisor, was one thousand, one hundred and ten of which the candidates named below received the number of votes set opposite their respective names.

Lance Peterson	Democratic	received	388
Timothy M. Doney	Republican	received	566
William J. Bristol	True Path	received	139
		Blank	14
		Void	3
		Scattering (or Write-In)	0
		<b>Total Votes</b>	<b>1,110</b>
		<b>Total Ballots Cast</b>	<b>1,110</b>

That it appears on such canvass that the whole number of votes given for candidates for the office of Clayton Town Clerk Tax Collector, was one thousand, one hundred and ten of which the candidates named below received the number of votes set opposite their respective names.

Megan D. Badour	Republican	received	862
		Blank	201
		Void	0
		Scattering (or Write-In)	47
		<b>Total Votes</b>	<b>1,110</b>
		<b>Total Ballots Cast</b>	<b>1,110</b>

That it appears on such canvass that the whole number of votes given for candidates for the office of Clayton Town Council, was two thousand, two hundred and twenty of which the candidates named below received the number of votes set opposite their respective names.

Norma J. Zimmer	Democratic	received	564
Donna J. Patchen	Republican	received	655
Kenneth J. Knapp	Republican	received	643
		Blank	338
		Void	8
		Scattering (or Write-In)	12
		<b>Total Votes</b>	<b>2,220</b>
		<b>Total Ballots Cast</b>	<b>1,110</b>

That it appears on such canvass that the whole number of votes given for candidates for the office of Clayton Town Justice, was one thousand, one hundred and ten of which the candidates named below received the number of votes set opposite their respective names.

	Blank	1,093
	Void	0
	Scattering (or Write-In)	17
	<b>Total Votes</b>	<b>1,110</b>
	<b>Total Ballots Cast</b>	<b>1,110</b>

That it appears on such canvass that the whole number of votes given for candidates for the office of Clayton Town Highway Superintendent, was one thousand, one hundred and ten of which the candidates named below received the number of votes set opposite their respective names.

Steven F. Dorr	Republican	received	955
		Blank	152
		Void	0
		Scattering (or Write-In)	3
		<b>Total Votes</b>	<b>1,110</b>
		<b>Total Ballots Cast</b>	<b>1,110</b>

That it appears on such canvass that the whole number of votes given for candidates for the office of Ellisburg Town Supervisor, was four hundred and ninety five of which the candidates named below received the number of votes set opposite their respective names.

Douglas W. Shelmidine	Republican	received	418
		Blank	75
		Void	0
		Scattering (or Write-In)	2
		<b>Total Votes</b>	<b>495</b>
		<b>Total Ballots Cast</b>	<b>495</b>

That it appears on such canvass that the whole number of votes given for candidates for the office of Ellisburg Town Clerk Tax Collector, was four hundred and ninety five of which the candidates named below received the number of votes set opposite their respective names.

Debra L. Payne	Republican	received	422
		Blank	71
		Void	0
		Scattering (or Write-In)	2
		<b>Total Votes</b>	<b>495</b>
		<b>Total Ballots Cast</b>	<b>495</b>

That it appears on such canvass that the whole number of votes given for candidates for the office of Ellisburg Town Council, was nine hundred and ninety of which the candidates named below received the number of votes set opposite their respective names.

Michael T. Hubbard	Republican	received	374
Kurt E. Gehrke	Republican	received	388
		Blank	223
		Void	0
		Scattering (or Write-In)	5
		<b>Total Votes</b>	<b>990</b>
		<b>Total Ballots Cast</b>	<b>495</b>

That it appears on such canvass that the whole number of votes given for candidates for the office of Ellisburg Town Highway Superintendent, was four hundred and ninety five of which the candidates named below received the number of votes set opposite their respective names.

Robert R. Corron	Republican	received	422
		Blank	70
		Void	0
		Scattering (or Write-In)	3
		<b>Total Votes</b>	<b>495</b>
		<b>Total Ballots Cast</b>	<b>495</b>

That it appears on such canvass that the whole number of votes given for candidates for the office of Henderson Town Supervisor, was five hundred and sixty four of which the candidates named below received the number of votes set opposite their respective names.

Edwin D. Glaser	Republican	received	374
		Blank	132
		Void	0
		Scattering (or Write-In)	58
		<b>Total Votes</b>	<b>564</b>
		<b>Total Ballots Cast</b>	<b>564</b>

That it appears on such canvass that the whole number of votes given for candidates for the office of Henderson Town Clerk Tax Collector, was five hundred and sixty four of which the candidates named below received the number of votes set opposite their respective names.

Wendy M. Flagg	Republican	received	453
		Blank	104
		Void	0
		Scattering (or Write-In)	7
		<b>Total Votes</b>	<b>564</b>
		<b>Total Ballots Cast</b>	<b>564</b>

That it appears on such canvass that the whole number of votes given for candidates for the office of Henderson Town Council, was one thousand, one hundred and twenty eight of which the candidates named below received the number of votes set opposite their respective names.

Robert Whiteman	Democratic	received	68
David D. Poulin	Republican	received	336
Lindsay E. Witmer	Republican	received	330
David D. Poulin	Smart Growth	received	15
		Blank	75
		Void	0
		Scattering (or Write-In)	304
		<b>Total Votes</b>	<b>1,128</b>
		<b>Total Ballots Cast</b>	<b>564</b>



That it appears on such canvass that the whole number of votes given for candidates for the office of Henderson Town Justice, was five hundred and sixty four of which the candidates named below received the number of votes set opposite their respective names.

Shayne Morris	Democratic	received	169
Michael D. Yonkovig	Republican	received	356
		Blank	38
		Void	1
		Scattering (or Write-In)	0
		<b>Total Votes</b>	<b>564</b>
		<b>Total Ballots Cast</b>	<b>564</b>

That it appears on such canvass that the whole number of votes given for candidates for the office of Henderson Town Highway Superintendent, was five hundred and sixty four of which the candidates named below received the number of votes set opposite their respective names.

Stanley L. Hall	Republican	received	418
		Blank	102
		Void	0
		Scattering (or Write-In)	44
		<b>Total Votes</b>	<b>564</b>
		<b>Total Ballots Cast</b>	<b>564</b>

That it appears on such canvass that the whole number of votes given for candidates for the office of Hounsfield Town Supervisor, was seven hundred and twenty one of which the candidates named below received the number of votes set opposite their respective names.

Beth A. Arthur	Republican	received	542
		Blank	176
		Void	0
		Scattering (or Write-In)	3
		<b>Total Votes</b>	<b>721</b>
		<b>Total Ballots Cast</b>	<b>721</b>

That it appears on such canvass that the whole number of votes given for candidates for the office of Hounsfield Town Clerk Tax Collector, was seven hundred and twenty one of which the candidates named below received the number of votes set opposite their respective names.

Brenda L. Bockus	Republican	received	567
		Blank	150
		Void	0
		Scattering (or Write-In)	4
		<b>Total Votes</b>	<b>721</b>
		<b>Total Ballots Cast</b>	<b>721</b>

That it appears on such canvass that the whole number of votes given for candidates for the office of Hounsfield Town Council, was one thousand, four hundred and forty two of which the candidates named below received the number of votes set opposite their respective names.

Dawn Nier	Democratic	received	405
Courtney N. McIntosh	Republican	received	407
		Blank	589
		Void	0
		Scattering (or Write-In)	41
		<b>Total Votes</b>	<b>1,442</b>
		<b>Total Ballots Cast</b>	<b>721</b>

That it appears on such canvass that the whole number of votes given for candidates for the office of Hounsfield Town Justice, was seven hundred and twenty one of which the candidates named below received the number of votes set opposite their respective names.

Patricia Pacilio	Democratic	received	492
		Blank	225
		Void	0
		Scattering (or Write-In)	4
		<b>Total Votes</b>	<b>721</b>
		<b>Total Ballots Cast</b>	<b>721</b>

That it appears on such canvass that the whole number of votes given for candidates for the office of LeRay Town Supervisor, was six hundred and twenty eight of which the candidates named below received the number of votes set opposite their respective names.

Leland "Lee" Carpenter	Republican	received	490
		Blank	133
		Void	0
		Scattering (or Write-In)	5
		<b>Total Votes</b>	<b>628</b>
		<b>Total Ballots Cast</b>	<b>628</b>

That it appears on such canvass that the whole number of votes given for candidates for the office of LeRay Town Council, was one thousand, two hundred and fifty six of which the candidates named below received the number of votes set opposite their respective names.

John W. Eisenhower	Republican	received	459
Merle C. Otis	Republican	received	451
		Blank	345
		Void	0
		Scattering (or Write-In)	1
		<b>Total Votes</b>	<b>1,256</b>
		<b>Total Ballots Cast</b>	<b>628</b>

That it appears on such canvass that the whole number of votes given for candidates for the office of LeRay Town Justice, was six hundred and twenty eight of which the candidates named below received the number of votes set opposite their respective names.

Cheryl A. Clark	Republican	received	500
		Blank	128
		Void	0
		Scattering (or Write-In)	0
		<b>Total Votes</b>	<b>628</b>
		<b>Total Ballots Cast</b>	<b>628</b>

That it appears on such canvass that the whole number of votes given for candidates for the office of Lorraine Town Clerk Tax Collector, was one hundred and forty one of which the candidates named below received the number of votes set opposite their respective names.

Sarah Edington	Democratic	received	105
		Blank	35
		Void	0
		Scattering (or Write-In)	1
		<b>Total Votes</b>	<b>141</b>
		<b>Total Ballots Cast</b>	<b>141</b>

That it appears on such canvass that the whole number of votes given for candidates for the office of Lorraine Town Council, was two hundred and eighty two of which the candidates named below received the number of votes set opposite their respective names.

Lester Hobbs	Democratic	received	88
Rachel Pitkin	Democratic	received	94
		Blank	98
		Void	0
		Scattering (or Write-In)	2
		<b>Total Votes</b>	<b>282</b>
		<b>Total Ballots Cast</b>	<b>141</b>

That it appears on such canvass that the whole number of votes given for candidates for the office of Lyme Town Supervisor, was six hundred and fifty eight of which the candidates named below received the number of votes set opposite their respective names.

Terry D. Countryman	Democratic	received	321
James G. Millington Jr.	Republican	received	328
		Blank	9
		Void	0
		Scattering (or Write-In)	0
		<b>Total Votes</b>	<b>658</b>
		<b>Total Ballots Cast</b>	<b>658</b>

That it appears on such canvass that the whole number of votes given for candidates for the office of Lyme Town Council, was one thousand, three hundred and sixteen of which the candidates named below received the number of votes set opposite their respective names.

Julia E. Gosier	Democratic	received	350
Michael N. Rickard	Republican	received	345
Thomas F. Donovan	Republican	received	381
		Blank	235
		Void	2
		Scattering (or Write-In)	3
		<b>Total Votes</b>	<b>1,316</b>
		<b>Total Ballots Cast</b>	<b>658</b>

That it appears on such canvass that the whole number of votes given for candidates for the office of Lyme Town Justice, was one thousand, three hundred and sixteen of which the candidates named below received the number of votes set opposite their respective names.

Robin J. Curtis	Republican	received	469
Richard D. Wallace	Republican	received	519
		Blank	328
		Void	0
		Scattering (or Write-In)	0
		<b>Total Votes</b>	<b>1,316</b>
		<b>Total Ballots Cast</b>	<b>658</b>

That it appears on such canvass that the whole number of votes given for candidates for the office of Orleans Town Supervisor, was three hundred and eight of which the candidates named below received the number of votes set opposite their respective names.

Kevin C. Rarick	Republican	received	252
		Blank	54
		Void	0
		Scattering (or Write-In)	2
		<b>Total Votes</b>	<b>308</b>
		<b>Total Ballots Cast</b>	<b>308</b>

That it appears on such canvass that the whole number of votes given for candidates for the office of Orleans Town Clerk Tax Collector, was three hundred and eight of which the candidates named below received the number of votes set opposite their respective names.

Tammy J. Donnelly	Republican	received	267
		Blank	41
		Void	0
		Scattering (or Write-In)	0
		<b>Total Votes</b>	<b>308</b>
		<b>Total Ballots Cast</b>	<b>308</b>

That it appears on such canvass that the whole number of votes given for candidates for the office of Orleans Town Council, was six hundred and sixteen of which the candidates named below received the number of votes set opposite their respective names.

Mary A. Ford Waterman	Democratic	received	165
Thomas A. Johnston Jr.	Republican	received	208
		Blank	243
		Void	0
		Scattering (or Write-In)	0
		<b>Total Votes</b>	<b>616</b>
		<b>Total Ballots Cast</b>	<b>308</b>

That it appears on such canvass that the whole number of votes given for candidates for the office of Orleans Town Justice, was three hundred and eight of which the candidates named below received the number of votes set opposite their respective names.

Christopher LaBow	Republican	received	241
		Blank	66
		Void	0
		Scattering (or Write-In)	1
		<b>Total Votes</b>	<b>308</b>
		<b>Total Ballots Cast</b>	<b>308</b>

That it appears on such canvass that the whole number of votes given for candidates for the office of Orleans Town Highway Superintendent, was three hundred and eight of which the candidates named below received the number of votes set opposite their respective names.

Robert E. Black Jr.	Republican	received	260
		Blank	47
		Void	0
		Scattering (or Write-In)	1
		<b>Total Votes</b>	<b>308</b>
		<b>Total Ballots Cast</b>	<b>308</b>

That it appears on such canvass that the whole number of votes given for candidates for the office of Pamela Town Supervisor, was three hundred and thirty five of which the candidates named below received the number of votes set opposite their respective names.

Scott J. Allen	Republican	received	281
		Blank	51
		Void	0
		Scattering (or Write-In)	3
		<b>Total Votes</b>	<b>335</b>
		<b>Total Ballots Cast</b>	<b>335</b>

That it appears on such canvass that the whole number of votes given for candidates for the office of Pamela Town Council, was six hundred and seventy of which the candidates named below received the number of votes set opposite their respective names.

Samantha S. Eves	Republican	received	241
Lisa A. Brenon	Republican	received	271
		Blank	154
		Void	0
		Scattering (or Write-In)	4
		<b>Total Votes</b>	<b>670</b>
		<b>Total Ballots Cast</b>	<b>335</b>

That it appears on such canvass that the whole number of votes given for candidates for the office of Philadelphia Town Supervisor, was one hundred and ninety two of which the candidates named below received the number of votes set opposite their respective names.

Jeffrey A. Sands	Republican	received	162
		Blank	30
		Void	0
		Scattering (or Write-In)	0
		<b>Total Votes</b>	<b>192</b>
		<b>Total Ballots Cast</b>	<b>192</b>



That it appears on such canvass that the whole number of votes given for candidates for the office of Philadelphia Town Clerk, was one hundred and ninety two of which the candidates named below received the number of votes set opposite their respective names.

Brenda Brown	Democratic	received	113
		Blank	79
		Void	0
		Scattering (or Write-In)	0
		<b>Total Votes</b>	<b>192</b>
		<b>Total Ballots Cast</b>	<b>192</b>

That it appears on such canvass that the whole number of votes given for candidates for the office of Philadelphia Town Council, was three hundred and eighty four of which the candidates named below received the number of votes set opposite their respective names.

Robert E. Watson	Republican	received	152
Kirby D. Klock	Republican	received	152
		Blank	79
		Void	0
		Scattering (or Write-In)	1
		<b>Total Votes</b>	<b>384</b>
		<b>Total Ballots Cast</b>	<b>192</b>

That it appears on such canvass that the whole number of votes given for candidates for the office of Philadelphia Town Justice, was one hundred and ninety two of which the candidates named below received the number of votes set opposite their respective names.

		Blank	192
		Void	0
		Scattering (or Write-In)	0
		<b>Total Votes</b>	<b>192</b>
		<b>Total Ballots Cast</b>	<b>192</b>

That it appears on such canvass that the whole number of votes given for candidates for the office of Philadelphia Town Highway Superintendent, was one hundred and ninety two of which the candidates named below received the number of votes set opposite their respective names.

Michael J. Freeman	Republican	received	162
		Blank	29
		Void	0
		Scattering (or Write-In)	1
		<b>Total Votes</b>	<b>192</b>
		<b>Total Ballots Cast</b>	<b>192</b>

That it appears on such canvass that the whole number of votes given for candidates for the office of Rodman Town Supervisor, was two hundred and four of which the candidates named below received the number of votes set opposite their respective names.

Lisa C. Worden	Republican	received	179
		Blank	23
		Void	0
		Scattering (or Write-In)	2
		<b>Total Votes</b>	<b>204</b>
		<b>Total Ballots Cast</b>	<b>204</b>

That it appears on such canvass that the whole number of votes given for candidates for the office of Rodman Town Clerk Tax Collector, was two hundred and four of which the candidates named below received the number of votes set opposite their respective names.

Jamie G. Ackley	Republican	received	183
		Blank	21
		Void	0
		Scattering (or Write-In)	0
		<b>Total Votes</b>	<b>204</b>
		<b>Total Ballots Cast</b>	<b>204</b>

That it appears on such canvass that the whole number of votes given for candidates for the office of Rodman Town Council, was four hundred and eight of which the candidates named below received the number of votes set opposite their respective names.

Daniel Grandjean	Republican	received	159
Stuart R. Tamblin	Republican	received	157
		Blank	91
		Void	0
		Scattering (or Write-In)	1
		<b>Total Votes</b>	<b>408</b>
		<b>Total Ballots Cast</b>	<b>204</b>

That it appears on such canvass that the whole number of votes given for candidates for the office of Rodman Town Justice, was two hundred and four of which the candidates named below received the number of votes set opposite their respective names.

Amy J. Simpson	Republican	received	178
		Blank	26
		Void	0
		Scattering (or Write-In)	0
		<b>Total Votes</b>	<b>204</b>
		<b>Total Ballots Cast</b>	<b>204</b>

That it appears on such canvass that the whole number of votes given for candidates for the office of Rutland Town Supervisor, was three hundred and twenty six of which the candidates named below received the number of votes set opposite their respective names.

Logan M. Eddy	Republican	received	267
		Blank	58
		Void	0
		Scattering (or Write-In)	1
		<b>Total Votes</b>	<b>326</b>
		<b>Total Ballots Cast</b>	<b>326</b>

That it appears on such canvass that the whole number of votes given for candidates for the office of Rutland Town Clerk Tax collector, was three hundred and twenty six of which the candidates named below received the number of votes set opposite their respective names.

Samantha E. Sawyer	Republican	received	265
		Blank	57
		Void	0
		Scattering (or Write-In)	4
		<b>Total Votes</b>	<b>326</b>
		<b>Total Ballots Cast</b>	<b>326</b>

That it appears on such canvass that the whole number of votes given for candidates for the office of Rutland Town Council, was six hundred and fifty two of which the candidates named below received the number of votes set opposite their respective names.

Lester W. Berghorn	Republican	received	220
Gary D. Eddy	Republican	received	233
		Blank	197
		Void	0
		Scattering (or Write-In)	2
		<b>Total Votes</b>	<b>652</b>
		<b>Total Ballots Cast</b>	<b>326</b>

That it appears on such canvass that the whole number of votes given for candidates for the office of Rutland Town Highway Superintendent, was three hundred and twenty six of which the candidates named below received the number of votes set opposite their respective names.

Claude F. Phelps	Republican	received	268
		Blank	55
		Void	0
		Scattering (or Write-In)	3
		<b>Total Votes</b>	<b>326</b>
		<b>Total Ballots Cast</b>	<b>326</b>

That it appears on such canvass that the whole number of votes given for candidates for the office of Theresa Town Clerk Tax Collector, was three hundred and thirty six of which the candidates named below received the number of votes set opposite their respective names.

Vickie L. Colvard	Republican	received	283
		Blank	47
		Void	0
		Scattering (or Write-In)	6
		<b>Total Votes</b>	<b>336</b>
		<b>Total Ballots Cast</b>	<b>336</b>

That it appears on such canvass that the whole number of votes given for candidates for the office of Theresa Town Council, was six hundred and seventy two of which the candidates named below received the number of votes set opposite their respective names.

Jamie Papin	Republican	received	233
Lynn Brown		received	142
Kevin McCarthy		received	3
Robert Sands		received	2
Rob Thomas		received	1
John J. Ryder		received	1
Barry Leeson		received	1
Michelle Trickey		received	1
Scatter		received	1
		Blank	287
		Void	0
		Scattering (or Write-In)	0
		<b>Total Votes</b>	<b>672</b>
		<b>Total Ballots Cast</b>	<b>336</b>

That it appears on such canvass that the whole number of votes given for candidates for the office of Watertown Town Supervisor, was five hundred and fifty of which the candidates named below received the number of votes set opposite their respective names.

Joel R. Bartlett	Republican	received	463
		Blank	84
		Void	0
		Scattering (or Write-In)	3
		<b>Total Votes</b>	<b>550</b>
		<b>Total Ballots Cast</b>	<b>550</b>

That it appears on such canvass that the whole number of votes given for candidates for the office of Watertown Town Clerk Tax Collector, was five hundred and fifty of which the candidates named below received the number of votes set opposite their respective names.

Pamela D. Desormo	Republican	received	483
		Blank	65
		Void	0
		Scattering (or Write-In)	2
		<b>Total Votes</b>	<b>550</b>
		<b>Total Ballots Cast</b>	<b>550</b>

That it appears on such canvass that the whole number of votes given for candidates for the office of Watertown Town Council, was one thousand, one hundred of which the candidates named below received the number of votes set opposite their respective names.

Timothy L. McAtee	Republican	received	453
Michael J. Perkins	Republican	received	403
		Blank	231
		Void	0
		Scattering (or Write-In)	13
		<b>Total Votes</b>	<b>1,100</b>
		<b>Total Ballots Cast</b>	<b>550</b>

That it appears on such canvass that the whole number of votes given for candidates for the office of Watertown Town Highway Superintendent, was five hundred and fifty of which the candidates named below received the number of votes set opposite their respective names.

Ted A. Clement	Republican	received	481
		Blank	67
		Void	0
		Scattering (or Write-In)	2
		<b>Total Votes</b>	<b>550</b>
		<b>Total Ballots Cast</b>	<b>550</b>

That it appears on such canvass that the whole number of votes given for candidates for the office of Wilna Town Council, was eight hundred and eight of which the candidates named below received the number of votes set opposite their respective names.

Patrick Britton	Democratic	received	230
Shari A. Gerber	Republican	received	275
		Blank	301
		Void	0
		Scattering (or Write-In)	2
		<b>Total Votes</b>	<b>808</b>
		<b>Total Ballots Cast</b>	<b>404</b>

That it appears on such canvass that the whole number of votes given for candidates for the office of Worth Town Supervisor, was one hundred and twenty four of which the candidates named below received the number of votes set opposite their respective names.

David M. Paradis	Democratic	received	53
Donald Holman	Republican	received	61
		Blank	10
		Void	0
		Scattering (or Write-In)	0
		<b>Total Votes</b>	<b>124</b>
		<b>Total Ballots Cast</b>	<b>124</b>

That it appears on such canvass that the whole number of votes given for candidates for the office of Worth Town Clerk Tax Collector, was one hundred and twenty four of which the candidates named below received the number of votes set opposite their respective names.

Katelyn S. Macklen	Republican	received	93
		Blank	27
		Void	0
		Scattering (or Write-In)	4
		<b>Total Votes</b>	<b>124</b>
		<b>Total Ballots Cast</b>	<b>124</b>



That it appears on such canvass that the whole number of votes given for candidates for the office of Worth Town Council, was two hundred and forty eight of which the candidates named below received the number of votes set opposite their respective names.

Norman J. Paradis	Democratic	received	51
Heather B. Filson	Democratic	received	52
Nancy J. Bice	Republican	received	83
		Blank	59
		Void	0
		Scattering (or Write-In)	3
		<b>Total Votes</b>	<b>248</b>
		<b>Total Ballots Cast</b>	<b>124</b>

That it appears on such canvass that the whole number of votes given for candidates for the office of Worth Town Highway Superintendent, was one hundred and twenty four of which the candidates named below received the number of votes set opposite their respective names.

Mark G. Macklen	Republican	received	49
Elizabeth Aubin	By Your Side	received	73
		Blank	2
		Void	0
		Scattering (or Write-In)	0
		<b>Total Votes</b>	<b>124</b>
		<b>Total Ballots Cast</b>	<b>124</b>

That it appears on such canvass that the whole number of votes given for candidates for the office of Adams Village Trustee, was seven hundred and twenty nine of which the candidates named below received the number of votes set opposite their respective names.

Kreg L. Davis	Democratic	received	92
Lory L. Cobb	Republican	received	183
Todd M. Race	Republican	received	153
		Blank	298
		Void	0
		Scattering (or Write-In)	3
		<b>Total Votes</b>	<b>729</b>
		<b>Total Ballots Cast</b>	<b>243</b>

That it appears on such canvass that the whole number of votes given for candidates for the office of Alexandria Bay Village Mayor, was two hundred and fifty two of which the candidates named below received the number of votes set opposite their respective names.

Steven E. Jarvis	Democratic	received	57
Michael Putnam	Republican	received	190
		Blank	3
		Void	1
		Scattering (or Write-In)	1
		<b>Total Votes</b>	<b>252</b>
		<b>Total Ballots Cast</b>	<b>252</b>

That it appears on such canvass that the whole number of votes given for candidates for the office of Alexandria Bay Village Trustee, was five hundred and four of which the candidates named below received the number of votes set opposite their respective names.

Judith V. Fulmer	Republican	received	135
Greg Millett	Republican	received	186
Judith V. Fulmer	The Lighthouse Party	received	6
	Blank		140
	Void		0
	Scattering (or Write-In)		37
	<b>Total Votes</b>		<b>504</b>
	<b>Total Ballots Cast</b>		<b>252</b>

That it appears on such canvass that the whole number of votes given for candidates for the office of Antwerp Village Mayor, was eighty one of which the candidates named below received the number of votes set opposite their respective names.

Jonathan P. Cole	Democratic	received	67
	Blank		13
	Void		0
	Scattering (or Write-In)		1
	<b>Total Votes</b>		<b>81</b>
	<b>Total Ballots Cast</b>		<b>81</b>

That it appears on such canvass that the whole number of votes given for candidates for the office of Antwerp Village Trustee, was one hundred and sixty two of which the candidates named below received the number of votes set opposite their respective names.

Kristie A. Sands	Democratic	received	47
Daniel J. Munroe II	Republican	received	64
		Blank	51
		Void	0
		Scattering (or Write-In)	0
		<b>Total Votes</b>	<b>162</b>
		<b>Total Ballots Cast</b>	<b>81</b>

That it appears on such canvass that the whole number of votes given for candidates for the office of Brownville Village Mayor, was one hundred and thirty of which the candidates named below received the number of votes set opposite their respective names.

Patrick C. Connor	Republican	received	120
		Blank	10
		Void	0
		Scattering (or Write-In)	0
		<b>Total Votes</b>	<b>130</b>
		<b>Total Ballots Cast</b>	<b>130</b>

That it appears on such canvass that the whole number of votes given for candidates for the office of Brownville Village Trustee, was two hundred and sixty of which the candidates named below received the number of votes set opposite their respective names.

Robert D. Goutremout	Republican	received	106
Michael L. Walrath	Republican	received	97
		Blank	55
		Void	0
		Scattering (or Write-In)	2
		<b>Total Votes</b>	<b>260</b>
		<b>Total Ballots Cast</b>	<b>130</b>

That it appears on such canvass that the whole number of votes given for candidates for the office of Black River Village Mayor, was two hundred and sixty three of which the candidates named below received the number of votes set opposite their respective names.

David K. Leonard	Republican	received	154
		Blank	15
		Void	0
		Scattering (or Write-In)	94
		<b>Total Votes</b>	<b>263</b>
		<b>Total Ballots Cast</b>	<b>263</b>

That it appears on such canvass that the whole number of votes given for candidates for the office of Black River Village Trustee, was five hundred and twenty six of which the candidates named below received the number of votes set opposite their respective names.

Corey D. Decillis	Democratic	received	112
Randolph E. Lake	Republican	received	172
David J. Daily	Republican	received	176
		Blank	66
		Void	0
		Scattering (or Write-In)	0
		<b>Total Votes</b>	<b>526</b>
		<b>Total Ballots Cast</b>	<b>263</b>

That it appears on such canvass that the whole number of votes given for candidates for the office of Cape Vincent Village Trustee, was six hundred and twenty two of which the candidates named below received the number of votes set opposite their respective names.

Pamela H. Youngs	Republican	received	245
Christine A. Stark	Republican	received	229
		Blank	138
		Void	2
		Scattering (or Write-In)	8
		<b>Total Votes</b>	<b>622</b>
		<b>Total Ballots Cast</b>	<b>311</b>

That it appears on such canvass that the whole number of votes given for candidates for the office of Carthage Village Trustee, was one hundred and fifty six of which the candidates named below received the number of votes set opposite their respective names.

John S. Trowbridge	Democratic	received	126
		Blank	29
		Void	0
		Scattering (or Write-In)	1
		<b>Total Votes</b>	<b>156</b>
		<b>Total Ballots Cast</b>	<b>156</b>

That it appears on such canvass that the whole number of votes given for candidates for the office of Chaumont Village Mayor, was one hundred and fifty eight of which the candidates named below received the number of votes set opposite their respective names.

James W. Morrow	Republican	received	142
		Blank	16
		Void	0
		Scattering (or Write-In)	0
		<b>Total Votes</b>	<b>158</b>
		<b>Total Ballots Cast</b>	<b>158</b>

That it appears on such canvass that the whole number of votes given for candidates for the office of Chaumont Village Trustee, was three hundred and sixteen of which the candidates named below received the number of votes set opposite their respective names.

Jose T. Sosa	Democratic	received	91
Dori Ann S. Froelich	Republican	received	130
		Blank	95
		Void	0
		Scattering (or Write-In)	0
		<b>Total Votes</b>	<b>316</b>
		<b>Total Ballots Cast</b>	<b>158</b>

That it appears on such canvass that the whole number of votes given for candidates for the office of Clayton Village Mayor, was four hundred and forty eight of which the candidates named below received the number of votes set opposite their respective names.

Nancy L. Hyde	Democratic	received	322
		Blank	106
		Void	0
		Scattering (or Write-In)	20
		<b>Total Votes</b>	<b>448</b>
		<b>Total Ballots Cast</b>	<b>448</b>

That it appears on such canvass that the whole number of votes given for candidates for the office of Clayton Village Trustee, was eight hundred and ninety six of which the candidates named below received the number of votes set opposite their respective names.

Allen D. Heberling	Democratic	received	233
Robert McDowell	Common Sense	received	223
Robert T. Wierzba	Clayton Preservation	received	141
		Blank	291
		Void	0
		Scattering (or Write-In)	8
		<b>Total Votes</b>	<b>896</b>
		<b>Total Ballots Cast</b>	<b>448</b>



That it appears on such canvass that the whole number of votes given for candidates for the office of Clayton Village Trustee (To Fill Vacancy), was four hundred and forty eight of which the candidates named below received the number of votes set opposite their respective names.

Robert T. Wierzba	received	8
Michael Kinnie	received	7
Lori Arnot	received	2
Luke Taylor	received	1
Robert McDowell	received	2
Allen D. Heberling	received	2
Brian Russell	received	1
Silas Hart	received	1
Art Cady	received	1
Pam McDowell	received	1
	Blank	422
	Void	0
	Scattering (or Write-In)	0
	<b>Total Votes</b>	<b>448</b>
	<b>Total Ballots Cast</b>	<b>448</b>

That it appears on such canvass that the whole number of votes given for candidates for the office of Deferiet Village Mayor, was seventy of which the candidates named below received the number of votes set opposite their respective names.

Janet M. Zando	Republican	received	22
Joe Cook	Sunshine Party	received	48
	Blank		0
	Void		0
	Scattering (or Write-In)		0
	<b>Total Votes</b>		<b>70</b>
	<b>Total Ballots Cast</b>		<b>70</b>

That it appears on such canvass that the whole number of votes given for candidates for the office of Deferiet Village Trustee, was one hundred and forty one of which the candidates named below received the number of votes set opposite their respective names.

Anna C. Peck	Republican	received	50
Angela Banks		received	18
Zachary Anderson		received	7
Tammy Miterko		received	5
Barry Peck		received	2
Joe Cook		received	2
Amanda Banks		received	1
Stephen Smith		received	1
		Blank	55
		Void	0
		Scattering (or Write-In)	0
		<b>Total Votes</b>	<b>141</b>
		<b>Total Ballots Cast</b>	<b>70</b>

That it appears on such canvass that the whole number of votes given for candidates for the office of Deferiet Village Trustee (To Fill Vacancy), was seventy of which the candidates named below received the number of votes set opposite their respective names.

Tammy Miterko		received	12
Zachary Anderson		received	4
Angela Banks		received	2
Mark H. Roberts Jr.		received	1
Joe Cook		received	0
		Blank	51
		Void	0
		Scattering (or Write-In)	0
		<b>Total Votes</b>	<b>70</b>
		<b>Total Ballots Cast</b>	<b>70</b>

That it appears on such canvass that the whole number of votes given for candidates for the office of Dexter Village Mayor, was one hundred and sixteen of which the candidates named below received the number of votes set opposite their respective names.

James R. Eves	No Party	received	84
		Blank	32
		Void	0
		Scattering (or Write-In)	0
		<b>Total Votes</b>	<b>116</b>
		<b>Total Ballots Cast</b>	<b>116</b>

That it appears on such canvass that the whole number of votes given for candidates for the office of Dexter Village Trustee, was two hundred and thirty two of which the candidates named below received the number of votes set opposite their respective names.

Janice O'Connell	Democratic	received	45
Michael E. Lane	Republican	received	77
Bruce W. Nutting	Republican	received	85
		Blank	25
		Void	0
		Scattering (or Write-In)	0
		<b>Total Votes</b>	<b>232</b>
		<b>Total Ballots Cast</b>	<b>116</b>

That it appears on such canvass that the whole number of votes given for candidates for the office of Ellisburg Village Mayor, was fifty two of which the candidates named below received the number of votes set opposite their respective names.

James E. Matthews	Republican	received	44
		Blank	7
		Void	0
		Scattering (or Write-In)	1
		<b>Total Votes</b>	<b>52</b>
		<b>Total Ballots Cast</b>	<b>52</b>

That it appears on such canvass that the whole number of votes given for candidates for the office of Ellisburg Village Trustee, was fifty two of which the candidates named below received the number of votes set opposite their respective names.

Michael D. Gleason	Republican	received	46
		Blank	6
		Void	0
		Scattering (or Write-In)	0
		<b>Total Votes</b>	<b>52</b>
		<b>Total Ballots Cast</b>	<b>52</b>

That it appears on such canvass that the whole number of votes given for candidates for the office of Evans Mills Village Mayor, was sixty six of which the candidates named below received the number of votes set opposite their respective names.

Robert E. Boucher	Republican	received	48
		Blank	16
		Void	0
		Scattering (or Write-In)	2
		<b>Total Votes</b>	<b>66</b>
		<b>Total Ballots Cast</b>	<b>66</b>

That it appears on such canvass that the whole number of votes given for candidates for the office of Evans Mills Village Trustee, was one hundred and thirty two of which the candidates named below received the number of votes set opposite their respective names.

Edward "Ned" O'Brien	Republican	received	54
Virginia Wendt	Republican	received	40
JoAnna Malone	Family Focused	received	15
		Blank	19
		Void	4
		Scattering (or Write-In)	0
		<b>Total Votes</b>	<b>132</b>
		<b>Total Ballots Cast</b>	<b>66</b>

That it appears on such canvass that the whole number of votes given for candidates for the office of Evans Mills Village Trustee (To Fill Vacancy), was sixty six of which the candidates named below received the number of votes set opposite their respective names.

JoAnna Malone		received	10
Devan Davis		received	2
Edward "Ned" O'Brien		received	1
Stephen J. Davis		received	1
Adrian Flath		received	1
Nathan Fleming		received	1
		Blank	50
		Void	0
		Scattering (or Write-In)	0
		<b>Total Votes</b>	<b>66</b>
		<b>Total Ballots Cast</b>	<b>66</b>

That it appears on such canvass that the whole number of votes given for candidates for the office of Mannsville Village Mayor, was sixty of which the candidates named below received the number of votes set opposite their respective names.

Jon P. LaLone	Republican	received	39
		Blank	18
		Void	0
		Scattering (or Write-In)	3
		<b>Total Votes</b>	<b>60</b>
		<b>Total Ballots Cast</b>	<b>60</b>

That it appears on such canvass that the whole number of votes given for candidates for the office of Mannsville Village Trustee, was one hundred and twenty of which the candidates named below received the number of votes set opposite their respective names.

Valerie A. Deon	Republican	received	49
Brandon Walizer		received	8
Charles J. Graves		received	3
		Blank	60
		Void	0
		Scattering (or Write-In)	0
		<b>Total Votes</b>	<b>120</b>
		<b>Total Ballots Cast</b>	<b>60</b>

That it appears on such canvass that the whole number of votes given for candidates for the office of Philadelphia Village Mayor, was one hundred and three of which the candidates named below received the number of votes set opposite their respective names.

John Moran	Republican	received	79
		Blank	23
		Void	0
		Scattering (or Write-In)	1
		<b>Total Votes</b>	<b>103</b>
		<b>Total Ballots Cast</b>	<b>103</b>

That it appears on such canvass that the whole number of votes given for candidates for the office of Philadelphia Village Trustee, was one hundred and three of which the candidates named below received the number of votes set opposite their respective names.

Patrick D. Gibbens	Republican	received	66
		Blank	34
		Void	0
		Scattering (or Write-In)	3
		<b>Total Votes</b>	<b>103</b>
		<b>Total Ballots Cast</b>	<b>103</b>

That it appears on such canvass that the whole number of votes given for candidates for the office of Philadelphia Village Trustee, was one hundred and three of which the candidates named below received the number of votes set opposite their respective names.

Craig S. Howard	Republican	received	79
		Blank	23
		Void	0
		Scattering (or Write-In)	1
		<b>Total Votes</b>	<b>103</b>
		<b>Total Ballots Cast</b>	<b>103</b>

That it appears on such canvass that the whole number of votes given for candidates for the office of Sackets Harbor Village Mayor, was four hundred and eighty eight of which the candidates named below received the number of votes set opposite their respective names.

Mark Pacilio	Democratic	received	189
Alex Morgia	Sackets First	received	283
		Blank	12
		Void	0
		Scattering (or Write-In)	4
		<b>Total Votes</b>	<b>488</b>
		<b>Total Ballots Cast</b>	<b>488</b>

That it appears on such canvass that the whole number of votes given for candidates for the office of Sackets Harbor Village Trustee, was nine hundred and seventy six of which the candidates named below received the number of votes set opposite their respective names.

Kelly Sova	Democratic	received	268
Ronald D. Mildren Jr.	Republican	received	330
Michael A. Williams Jr.	Republican	received	183
		Blank	191
		Void	2
		Scattering (or Write-In)	2
		<b>Total Votes</b>	<b>976</b>
		<b>Total Ballots Cast</b>	<b>488</b>



That it appears on such canvass that the whole number of votes given for candidates for the office of West Carthage Village Mayor, was two hundred and thirty of which the candidates named below received the number of votes set opposite their respective names.

Scott M. Burto	Democratic	received	162
Timothy Rigabar	Constituates First	received	54
		Blank	12
		Void	0
		Scattering (or Write-In)	2
		<b>Total Votes</b>	<b>230</b>
		<b>Total Ballots Cast</b>	<b>230</b>

That it appears on such canvass that the whole number of votes given for candidates for the office of West Carthage Village Trustee, was four hundred and sixty of which the candidates named below received the number of votes set opposite their respective names.

Michael T. Bigness	Democratic	received	138
James F. Smith	Republican	received	134
Deborah Pierce	Have a Voice	received	81
		Blank	105
		Void	0
		Scattering (or Write-In)	2
		<b>Total Votes</b>	<b>460</b>
		<b>Total Ballots Cast</b>	<b>230</b>

That it appears on such canvass that the whole number of votes given for candidates for the office of Proposal one, an amendment , was fourteen thousand, eight hundred and one of which the candidates named below received the number of votes set opposite their respective names.

Yes	Non Partisan	received	7,983
No	Non Partisan	received	5,654
		Blank	1,163
		Void	1
		Scattering (or Write-In)	0
		<b>Total Votes</b>	<b>14,801</b>
		<b>Total Ballots Cast</b>	<b>14,801</b>

That it appears on such canvass that the whole number of votes given for candidates for the office of Proposal two, an amendment , was fourteen thousand, eight hundred and one of which the candidates named below received the number of votes set opposite their respective names.

Yes	Non Partisan	received	8,512
No	Non Partisan	received	5,016
		Blank	1,273
		Void	0
		Scattering (or Write-In)	0
		<b>Total Votes</b>	<b>14,801</b>
		<b>Total Ballots Cast</b>	<b>14,801</b>



That it appears on such canvass that the whole number of votes given for candidates for the office of Proposal three, an amendment , was fourteen thousand, eight hundred and one of which the candidates named below received the number of votes set opposite their respective names.

Yes	Non Partisan	received	5,360
No	Non Partisan	received	8,391
		Blank	1,050
		Void	0
		Scattering (or Write-In)	0
		<b>Total Votes</b>	<b>14,801</b>
		<b>Total Ballots Cast</b>	<b>14,801</b>

That it appears on such canvass that the whole number of votes given for candidates for the office of Proposal four, an amendment , was two hundred and four of which the candidates named below received the number of votes set opposite their respective names.

Yes	Non Partisan	received	123
No	Non Partisan	received	66
		Blank	15
		Void	0
		Scattering (or Write-In)	0
		<b>Total Votes</b>	<b>204</b>
		<b>Total Ballots Cast</b>	<b>204</b>

We certify this statement to be correct, and have caused the same to be attested by the signature of the members of this Board, there being 2 members in said Board, this Nov. 21, 2023.

Michelle R. LaFave, Democratic Elections Commissioner	
Jude R. Seymour, Republican Elections Commissioner	

All contests where the margin was within 20 votes were counted by hand in accordance with Election Law §9-208(4).